

# Kentucky Heart Disease and Stroke Prevention Task Force

Samantha Albuquerque

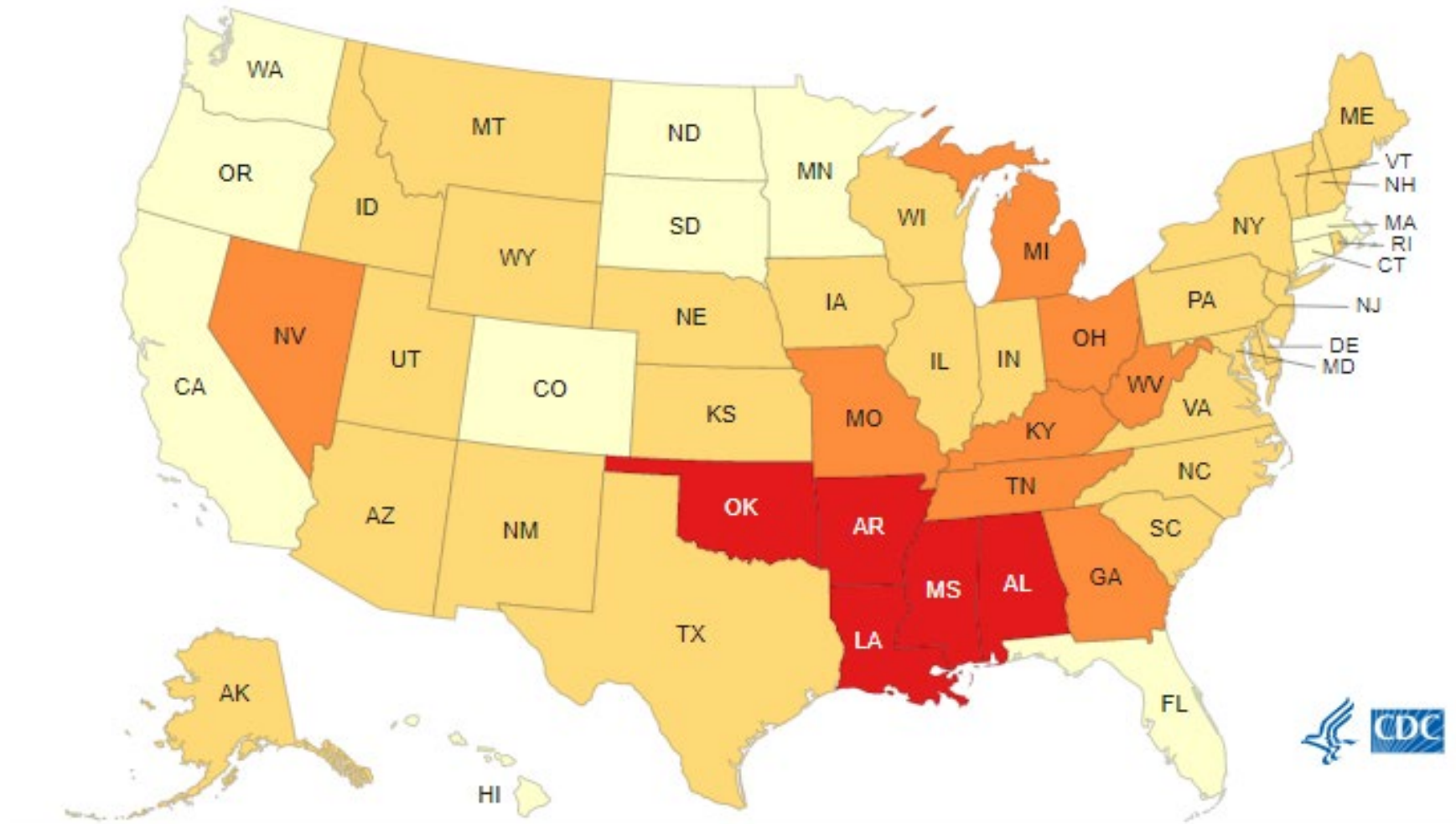
May 9, 2023



# Overview

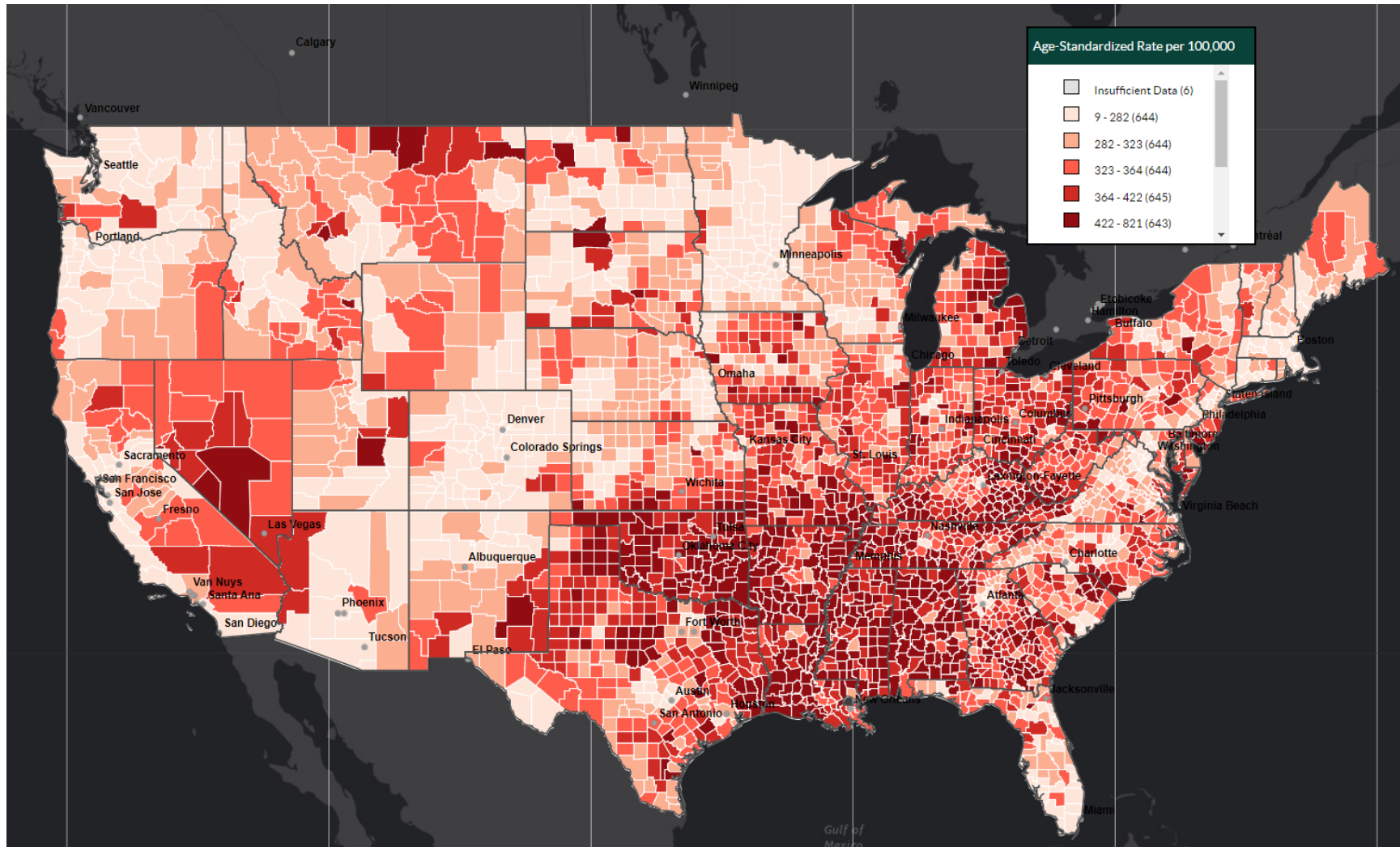
-  Death Rates
-  Prevalence
-  Social Drivers of Health
-  Certified Stroke Centers
-  Open Heart Surgery
-  Cardiac Catheterization
-  Health Professional Shortage

# Heart Disease Mortality by State, 2021



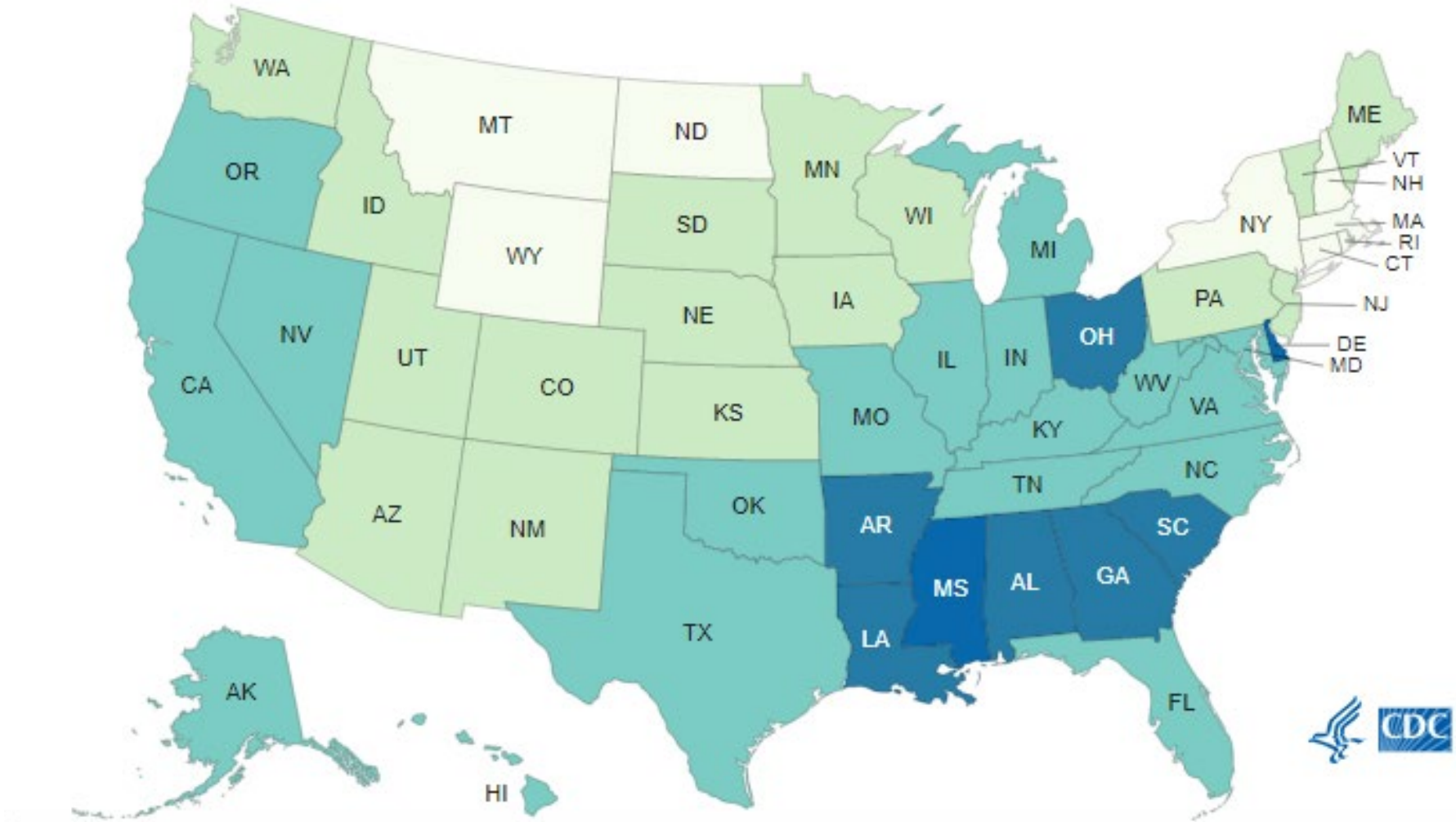
Source: CDC, NCHS, Stats of the States. Accessed at [https://www.cdc.gov/nchs/pressroom/sosmap/heart\\_disease\\_mortality/heart\\_disease.htm](https://www.cdc.gov/nchs/pressroom/sosmap/heart_disease_mortality/heart_disease.htm) on May 3, 2023.

# Heart Disease Death Rate per 100,000, All Races/Ethnicities, All Genders, Ages 35+, 2018-2020



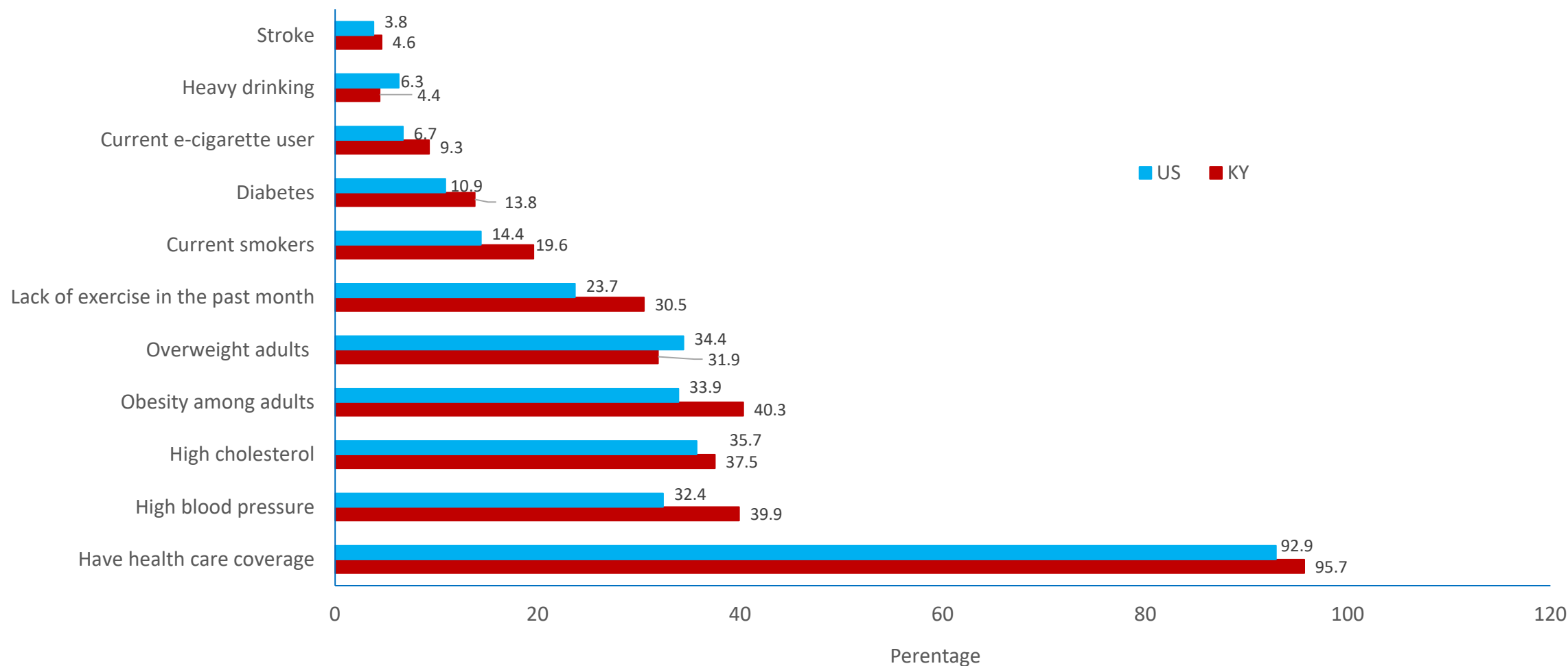
Source: CDC Interactive Atlas of Heart Disease and Stroke. Accessed at <https://nccd.cdc.gov/DHDSPAtlas/?state=State> on May 1, 2023.

# Stroke Mortality by State, 2021



Source: CDC, NCHS, Stats of the States. Accessed at [https://www.cdc.gov/nchs/pressroom/sosmap/heart\\_disease\\_mortality/heart\\_disease.htm](https://www.cdc.gov/nchs/pressroom/sosmap/heart_disease_mortality/heart_disease.htm) on May 3, 2023.

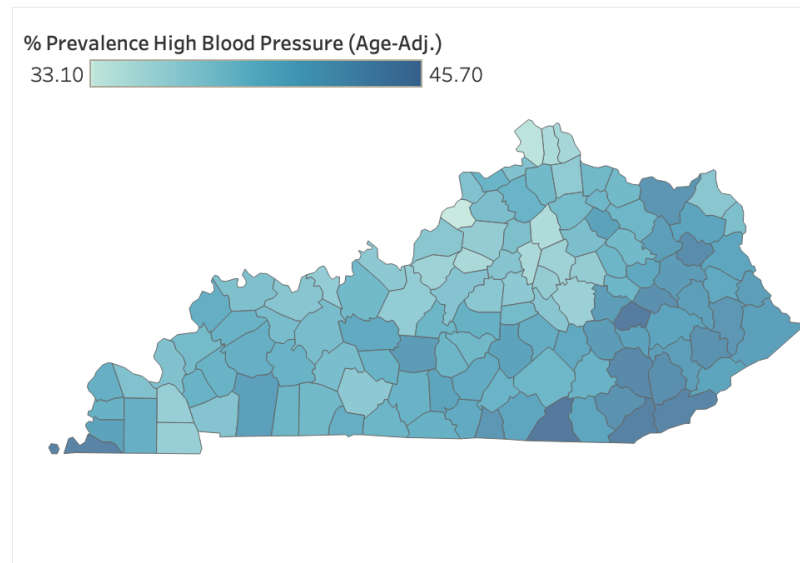
# Prevalence among Kentucky Adults 18+, 2021



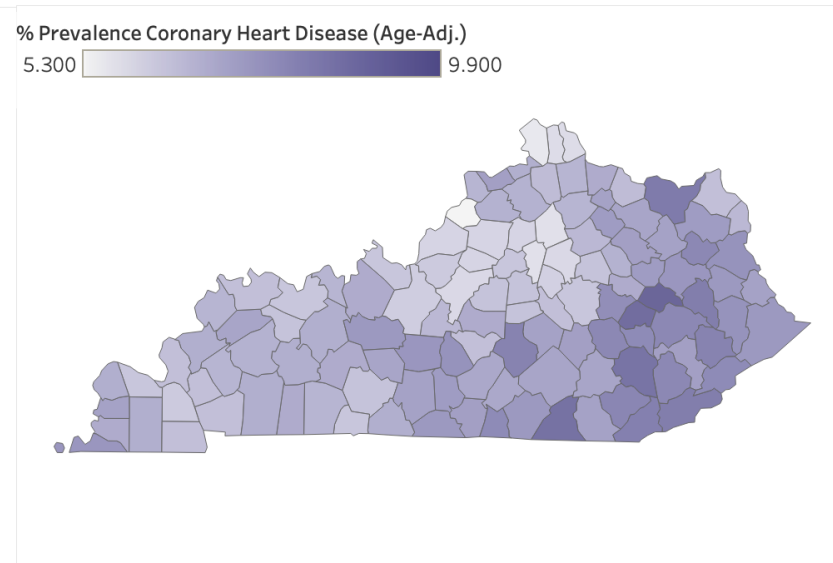
Source: CDC, BRFSS Prevalence & Trends Data, 2021. Accessed at <https://www.cdc.gov/brfss/brfssprevalence/index.html> on Apr 15, 2023

# Heart Disease and Stroke Prevalence in Kentucky

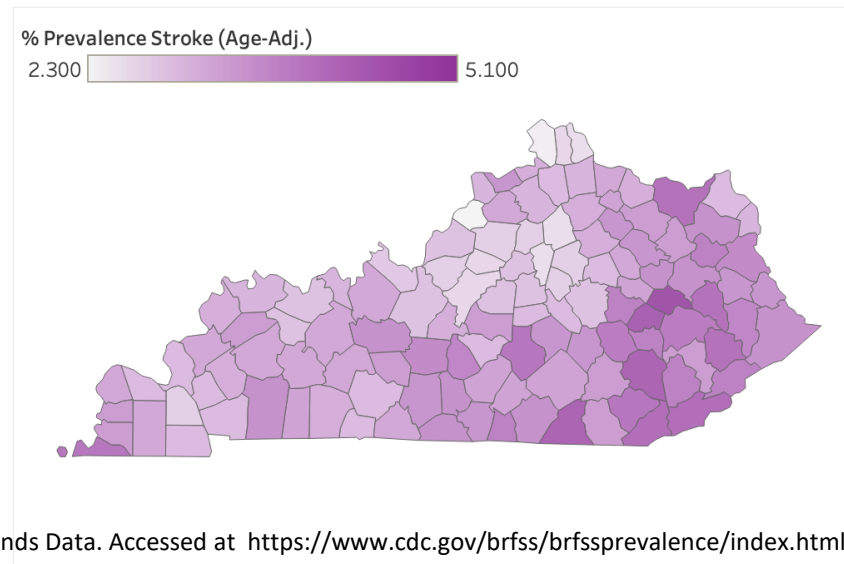
% High Blood Pressure by Kentucky County



% Coronary Heart Disease by Kentucky County



% Stroke by Kentucky County



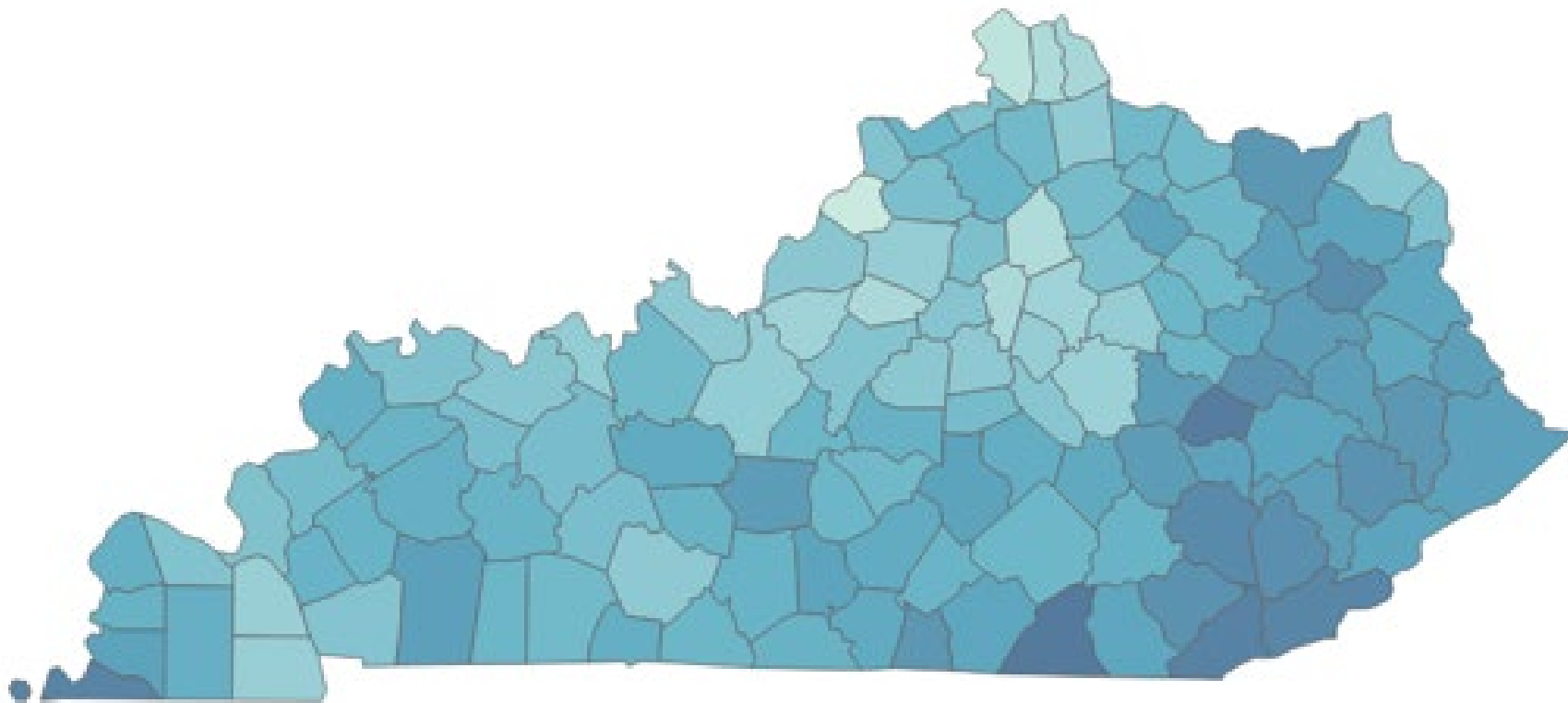
Map created by KHDSP team. Data source: BRFSS Prevalence and Trends Data. Accessed at <https://www.cdc.gov/brfss/brfssprevalence/index.html> on April 14, 2023.



# High Blood Pressure Prevalence Adults 18+, by County, 2021

% Prevalence High Blood Pressure (Age-Adj.)

33.10 45.70



Map created by KHDSP team. Data source: BRFSS Prevalence and Trends Data. Accessed at <https://www.cdc.gov/brfss/brfssprevalence/index.html> on April 14, 2023.

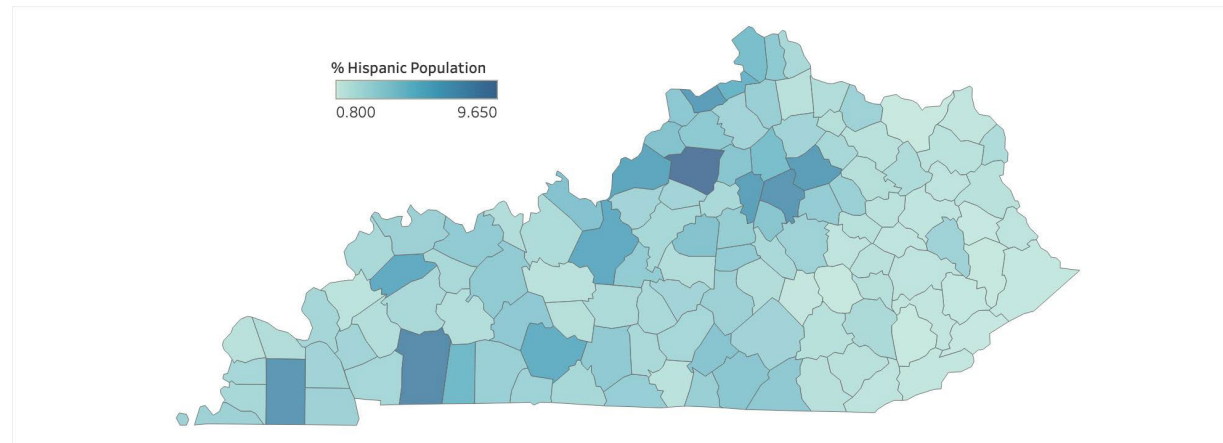


The map displays the average number of children per woman across the United Kingdom, categorized by region. The values are as follows:

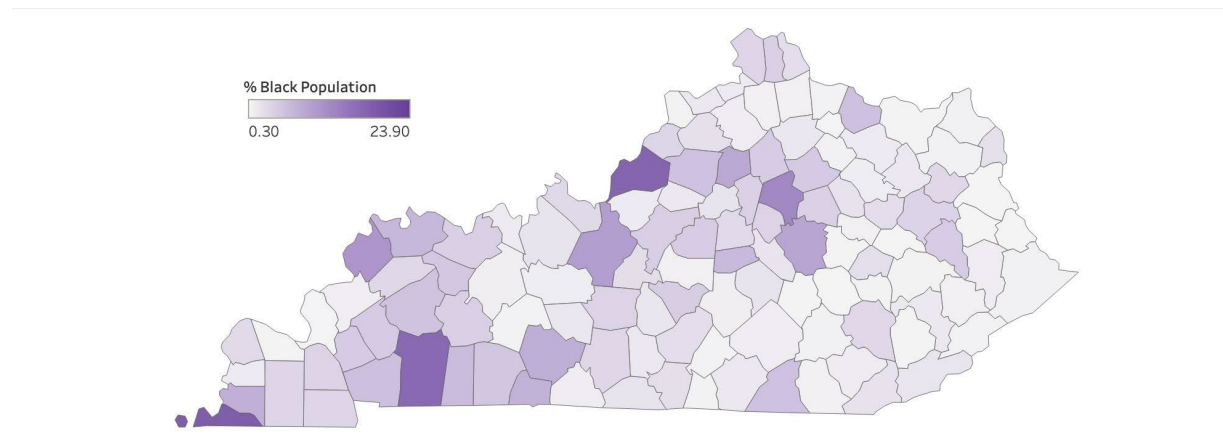
Region	Value
North West	15.10
North East	16.10
Yorkshire and the Humber	12.70
West Midlands	14.10
East Midlands	14.00
East of England	14.30
London	15.70
South East	20.30
South West	15.60
Wales	17.00
Scotland	19.60
Northern Ireland	17.00
North Yorkshire	11.70
West Yorkshire	10.30
East Yorkshire	12.20
North Lincolnshire	10.80
North East Lincolnshire	14.60
East Lincolnshire	13.40
East Ayrshire	19.90
East Dunbartonshire	17.10
East Renfrewshire	18.80
East Glasgow	22.40
East North Ayrshire	20.20
East North Ayrshire	19.70
East North Ayrshire	19.20
East North Ayrshire	19.70
East North Ayrshire	22.40
East North Ayrshire	23.10
East North Ayrshire	24.00
East North Ayrshire	25.30
East North Ayrshire	20.80
East North Ayrshire	26.60
East North Ayrshire	24.80
East North Ayrshire	21.80
East North Ayrshire	18.50
East North Ayrshire	20.90
East North Ayrshire	24.80
East North Ayrshire	25.90
East North Ayrshire	23.40
East North Ayrshire	22.70
East North Ayrshire	17.20
East North Ayrshire	16.90
East North Ayrshire	17.50
East North Ayrshire	15.60
East North Ayrshire	17.60
East North Ayrshire	17.60
East North Ayrshire	16.70
East North Ayrshire	16.00
East North Ayrshire	17.00
East North Ayrshire	16.60
East North Ayrshire	16.50
East North Ayrshire	16.30
East North Ayrshire	15.10
East North Ayrshire	15.30
East North Ayrshire	14.00
East North Ayrshire	17.40
East North Ayrshire	15.60
East North Ayrshire	14.40
East North Ayrshire	15.60
East North Ayrshire	12.00
East North Ayrshire	14.80
East North Ayrshire	14.20
East North Ayrshire	12.90
East North Ayrshire	13.70
East North Ayrshire	19.40
East North Ayrshire	15.10
East North Ayrshire	13.60
East North Ayrshire	14.20
East North Ayrshire	16.20
East North Ayrshire	13.10
East North Ayrshire	13.20
East North Ayrshire	15.20
East North Ayrshire	12.90
East North Ayrshire	13.60
East North Ayrshire	16.30
East North Ayrshire	15.40
East North Ayrshire	18.00
East North Ayrshire	12.60
East North Ayrshire	15.70
East North Ayrshire	11.80
East North Ayrshire	13.60
East North Ayrshire	15.70
East North Ayrshire	15.60
East North Ayrshire	17.40
East North Ayrshire	15.60
East North Ayrshire	14.00
East North Ayrshire	13.60
East North Ayrshire	11.50
East North Ayrshire	8.70
East North Ayrshire	6.70

# Hispanic and Black Persons by County, 2022

### Percent Hispanic Persons by County

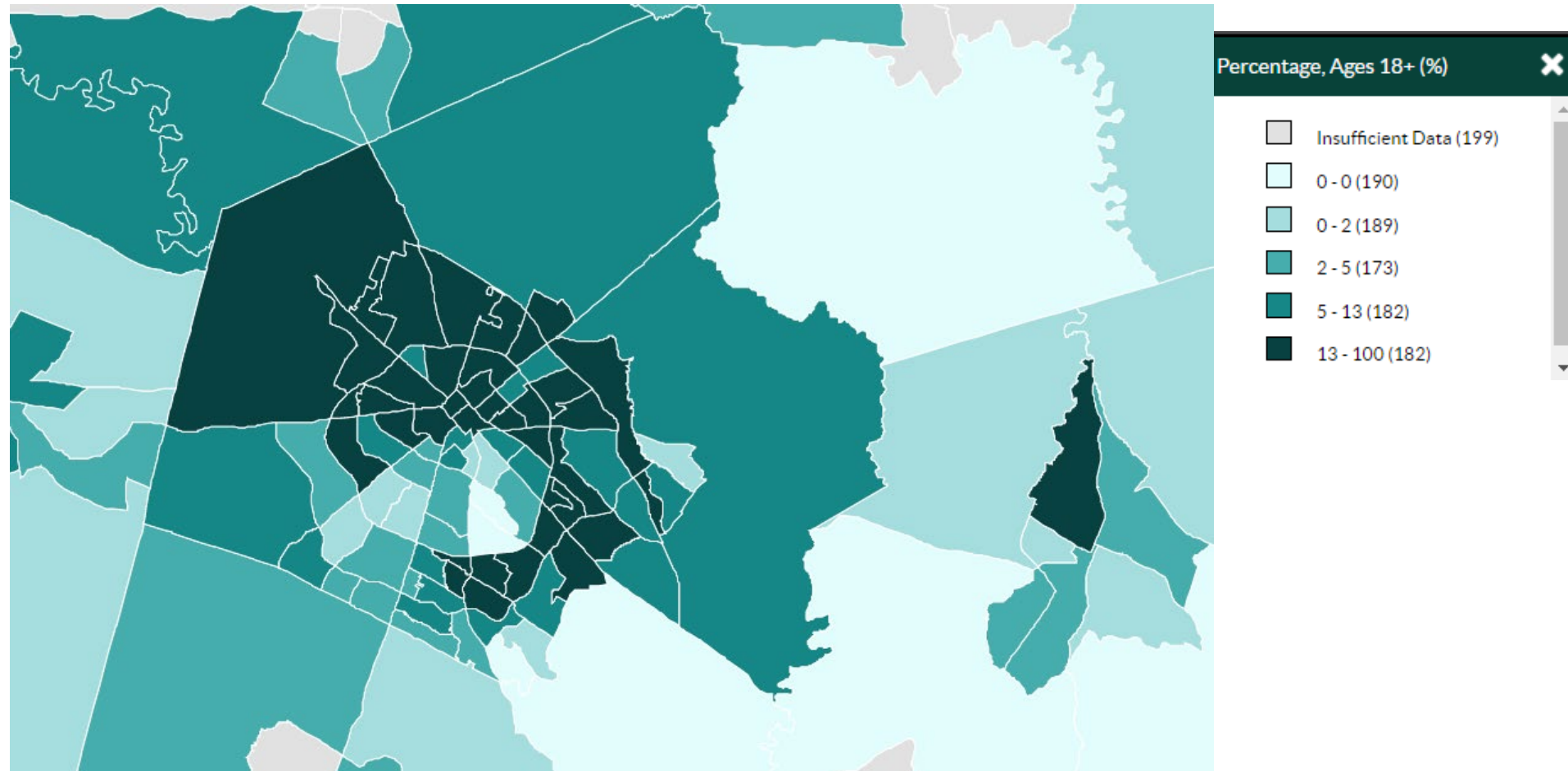


### Percent Black Persons by County



Maps created by KHDSP Team.

# Black Population All Genders, Ages 18+ as a Percentage of Total Population Ages 18+, 2016-2020 (5-year)

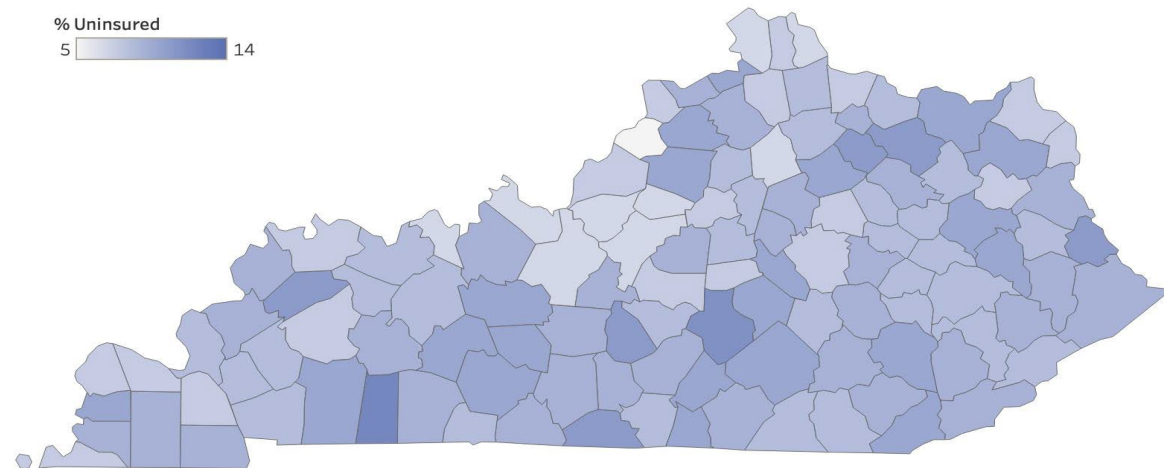


Source: CDC Interactive Atlas of Heart Disease and Stroke. Accessed at <https://nccd.cdc.gov/DHDSPAtlas/?state=State> on May 2, 2023.

# Percent Uninsured by County, 2020

Percent Uninsured by County

- In Kentucky, 7% of people under the age of 65 did not have health insurance
- This ranged from 4% to 13% of people across counties in the state.



Map created by KHDSP. Data source: County Health Rankings and Roadmaps, KY Uninsured. Accessed at <https://www.countyhealthrankings.org/explore-health-rankings/kentucky?year=2023&measure=Uninsured> on March 15, 2023.

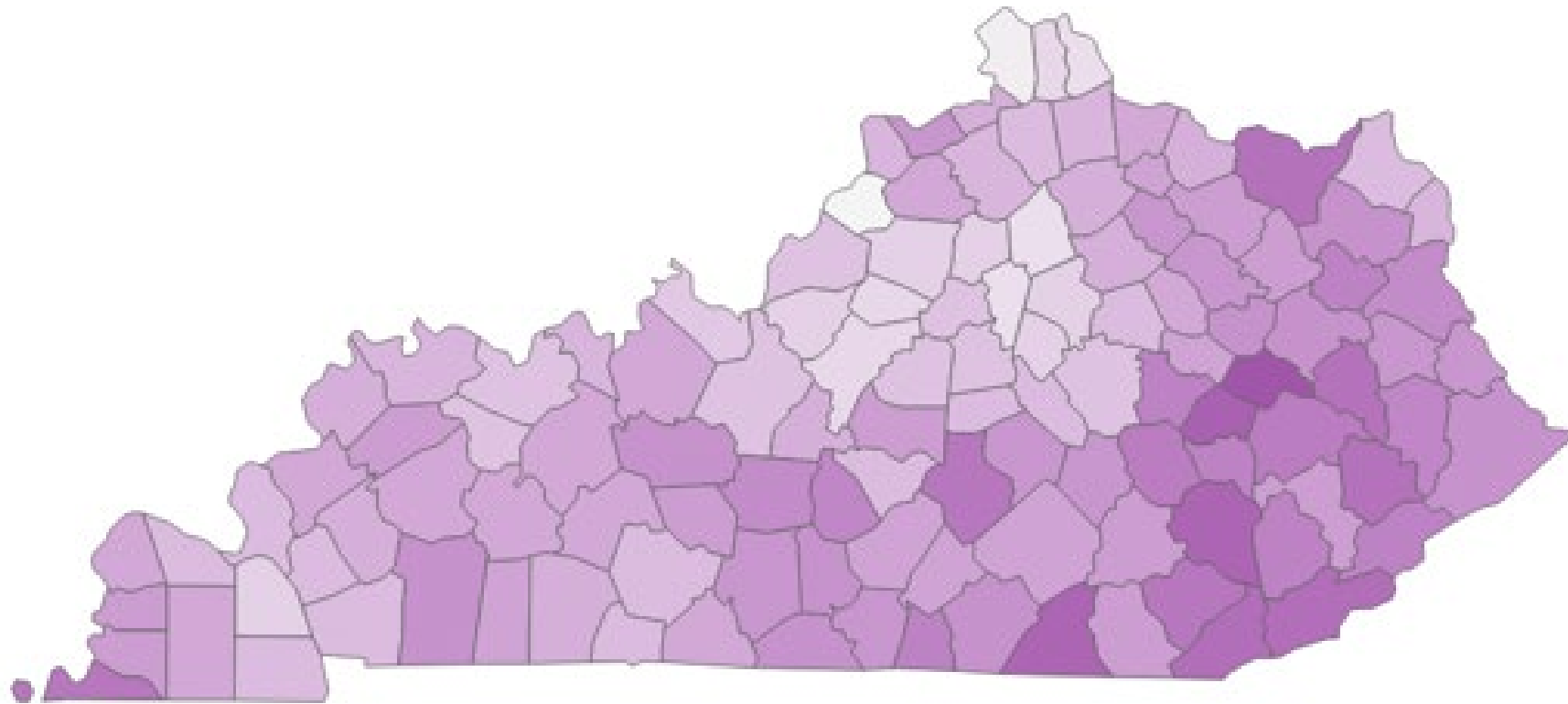
# Stroke Prevalence by County, 2021

% Prevalence Stroke (Age-Adj.)

2.300



5.100



Map created by Source: BRFSS Prevalence and Trends Data. Accessed at <https://www.cdc.gov/brfss/brfssprevalence/index.html> on April 14, 2023.

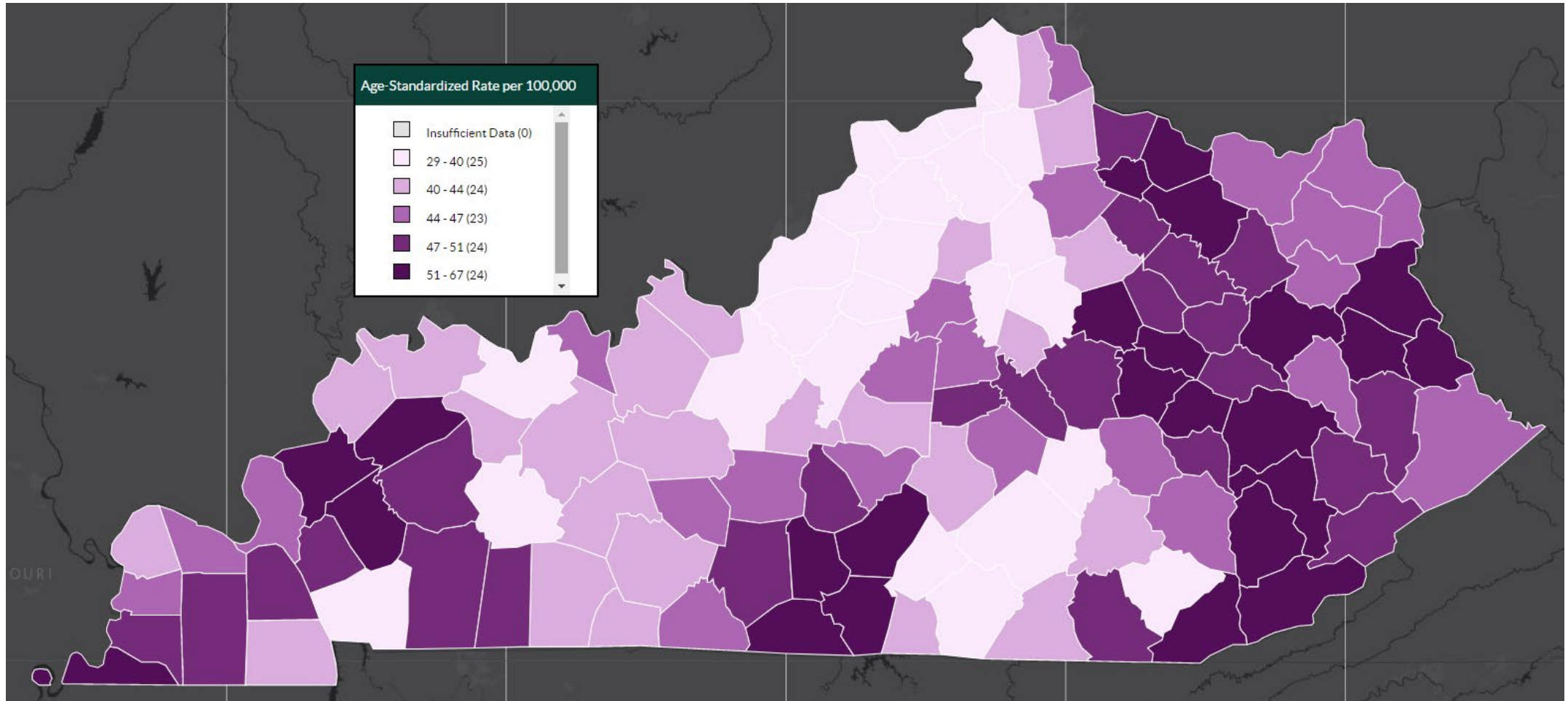
# Stroke Prevalence and Percent Living below Poverty Level



Map created by KHDSP Team. Data sources 2022 KY Health Rankings Data and BRFSS Prevalence and Trends Data, accessed at <https://www.cdc.gov/brfss/brfssprevalence/index.html> on April 14, 2023.



# Stroke Death Rate per 100,000, All Ages, Races, Genders, 2018-2020

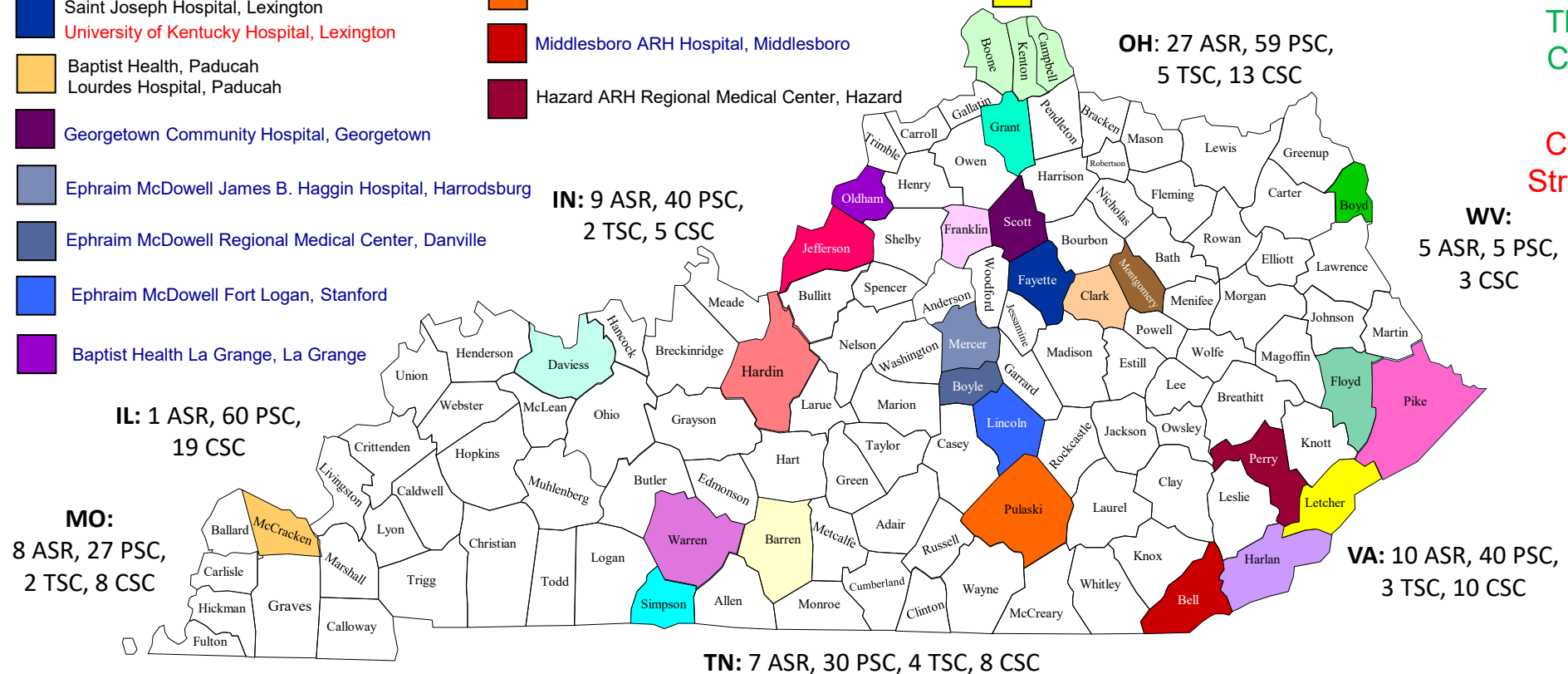


Source: CDC Interactive Atlas of Heart Disease and Stroke. Accessed at <https://nccd.cdc.gov/DHDSPAtlas/?state=State> on May 1, 2023.



- St. Elizabeth, Covington
- St. Elizabeth, Edgewood
- St. Elizabeth, Florence
- St. Elizabeth, Ft. Thomas
- St. Elizabeth, Grant
- Baptist Health, Louisville
- Jewish Hospital, Louisville
- Norton Hospital, Louisville
- Norton Audubon Hospital, Louisville
- Norton Brownsboro Hospital, Louisville
- Norton Women's & Children's Hospital, Louisville
- Sts. Mary and Elizabeth Hospital, Louisville
- University of Louisville Hospital, Louisville
- Baptist Health, Lexington
- Saint Joseph Hospital, Lexington
- University of Kentucky Hospital, Lexington
- Baptist Health, Paducah
- Lourdes Hospital, Paducah
- Georgetown Community Hospital, Georgetown
- Ephraim McDowell James B. Haggin Hospital, Harrodsburg
- Ephraim McDowell Regional Medical Center, Danville
- Ephraim McDowell Fort Logan, Stanford
- Baptist Health La Grange, La Grange

- Frankfort Regional Medical Center, Frankfort
- Baptist Health Hardin, Elizabethtown
- Harlan ARH Hospital, Harlan
- Highlands ARH Regional Medical Center, Prestonsburg
- Clark Regional Medical Center, Winchester
- King's Daughter's Medical Center, Ashland
- Lake Cumberland Regional Hospital, Somerset
- Middlesboro ARH Hospital, Middlesboro
- Hazard ARH Regional Medical Center, Hazard
- Saint Joseph Mount Sterling, Mount Sterling
- Owensboro Health, Owensboro
- Pikeville Medical Center, Pikeville
- The Medical Center, Bowling Green
- TriStar Greenview Regional Hospital, Bowling Green
- T.J. Samson Community Hospital, Glasgow
- The Medical Center at Franklin, Franklin
- Whitesburg ARH Hospital, Whitesburg



**The Joint Commission, ACHC and DNV Certified Stroke Centers in KY:**

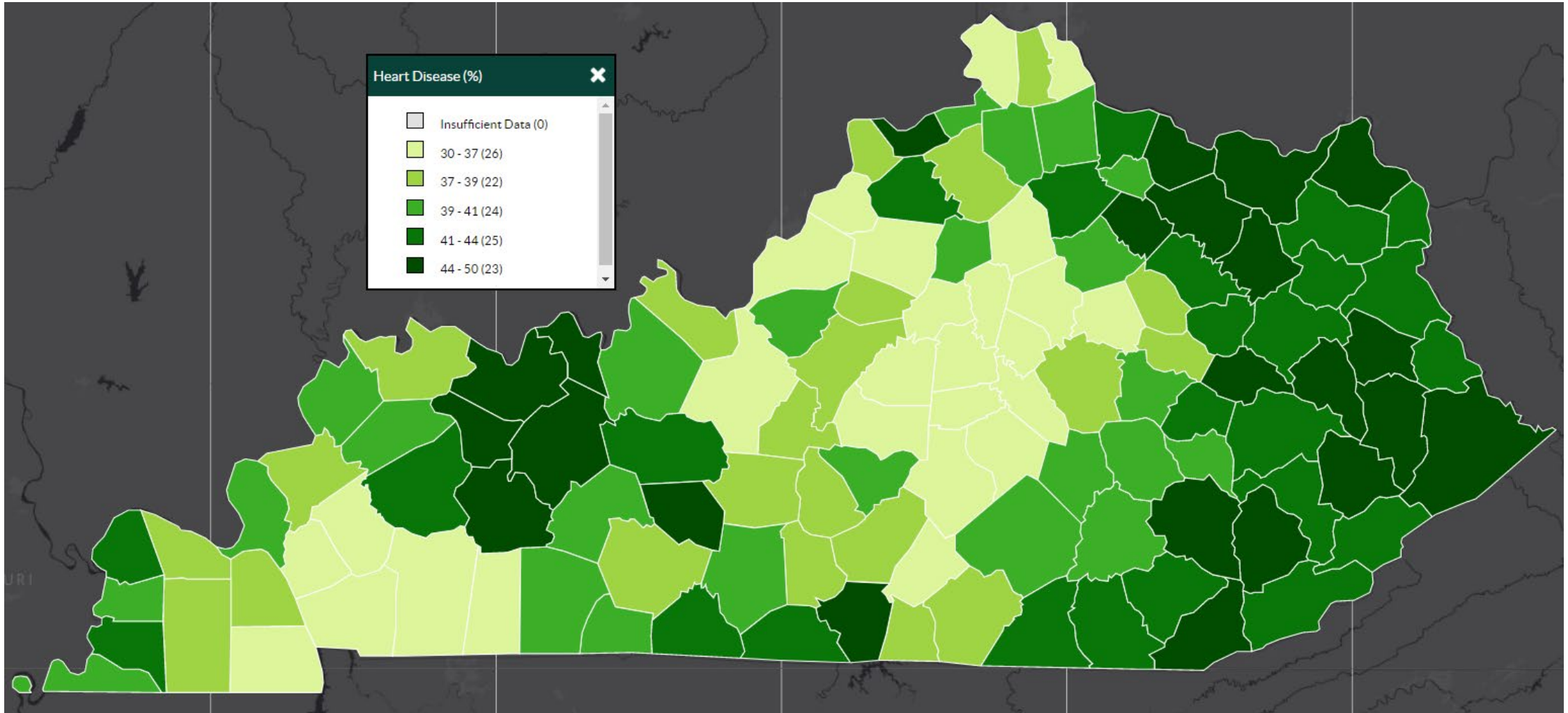
**Acute Stroke Ready Hospitals (15)**

**Primary Stroke Centers in Kentucky (20)**

**Thrombectomy-Capable Stroke Center (1)**

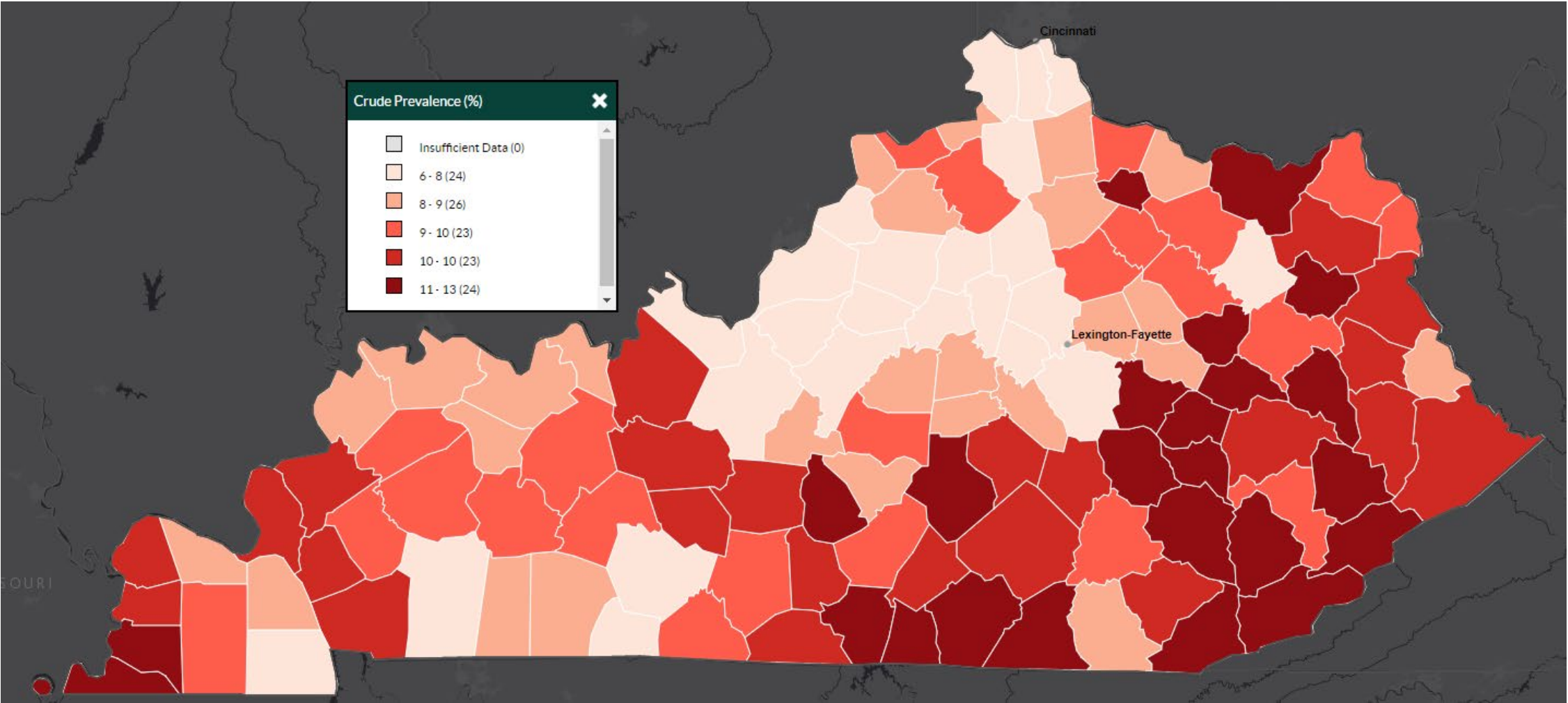
**Comprehensive Stroke Centers (4)**

# Prevalence of Diagnosed Heart Disease Among Medicare Beneficiaries, 2020



Source: CDC Interactive Atlas of Heart Disease and Stroke. Accessed at <https://nccd.cdc.gov/DHDSPAtlas/?state=State> on May 1, 2023.

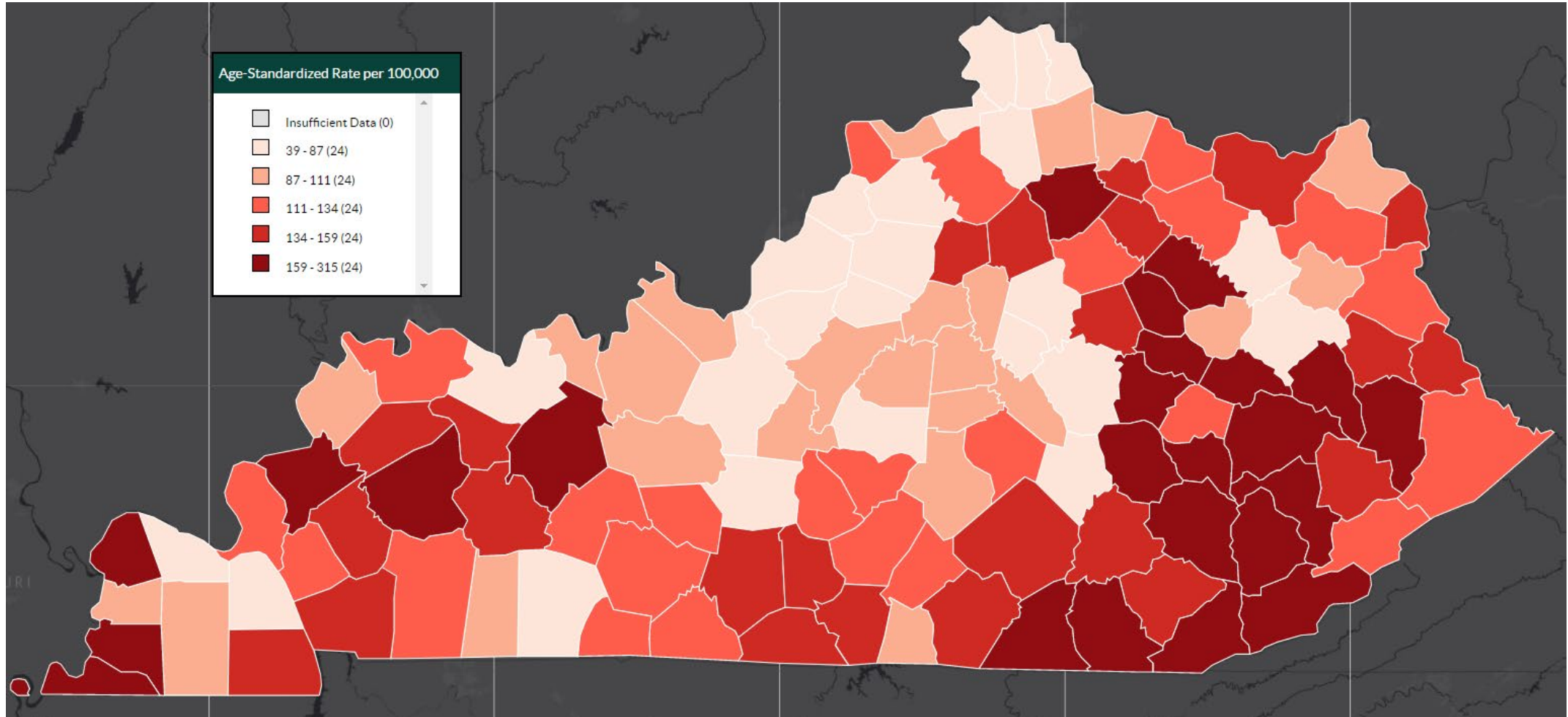
# Coronary Heart Disease Prevalence among Adults 18+, 2020



Source: CDC Interactive Atlas of Heart Disease and Stroke. Accessed at <https://nccd.cdc.gov/DHDSAtlas/Default.aspx?state=KY> on Apr 14, 2023.

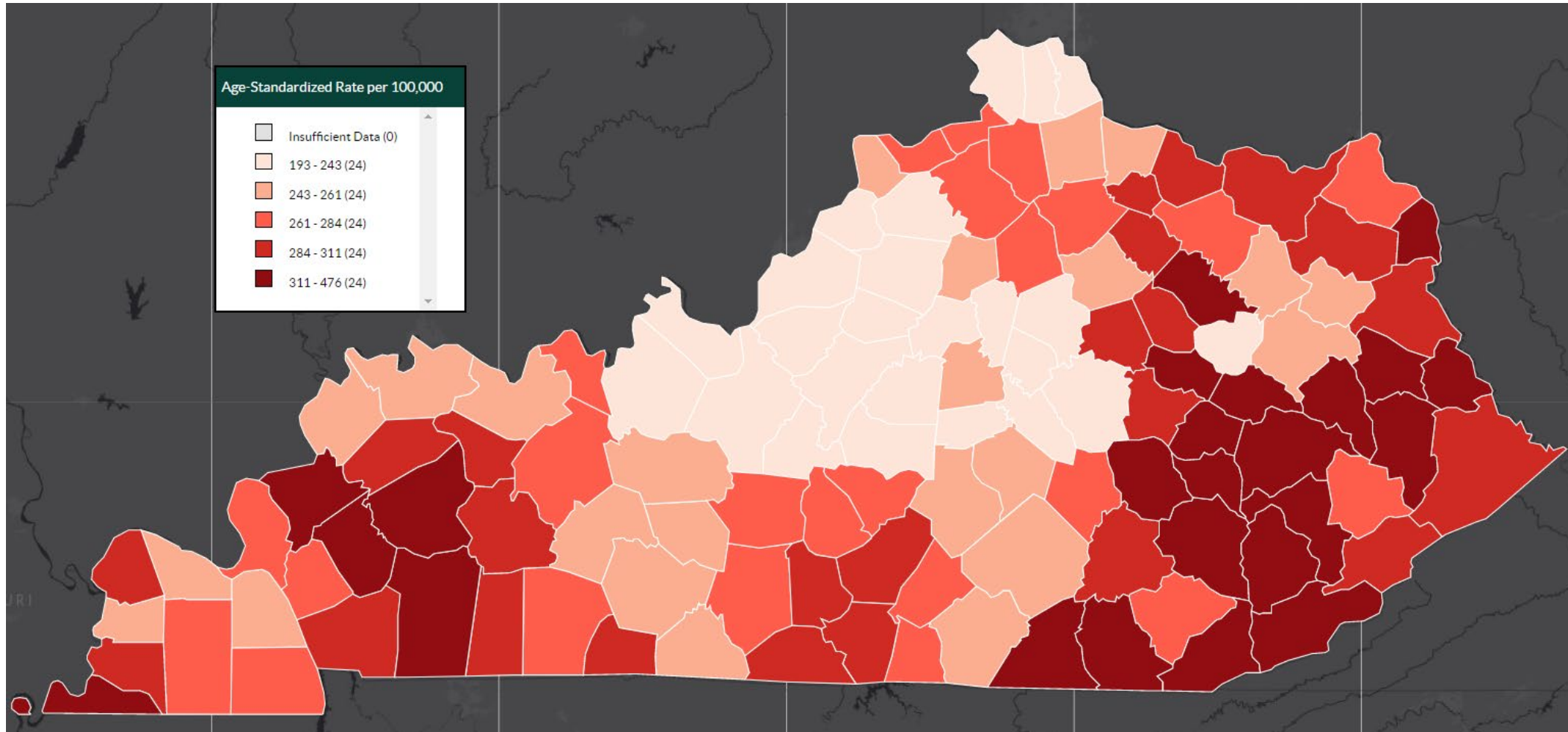


# Coronary Heart Disease Death Rate per 100,000, All Races/Ethnicities, All Genders, All Ages, 2018-2020



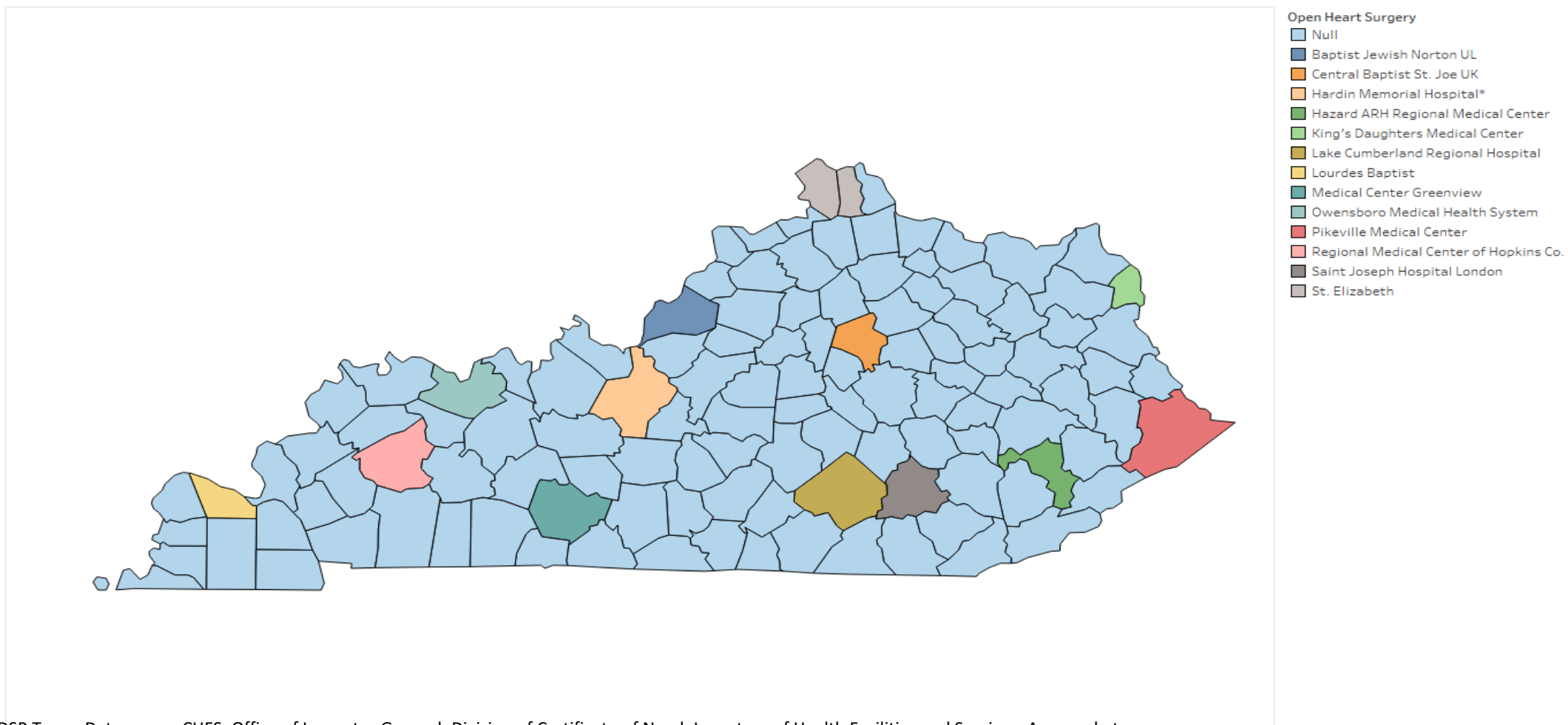
Source: CDC Interactive Atlas of Heart Disease and Stroke. Accessed at <https://nccd.cdc.gov/DHDSPAtlas/?state=State> on May 1, 2023.

# Total Cardiovascular Disease Death Rate per 100,000, All Races/Ethnicities, All Genders, All Ages, 2018-2020



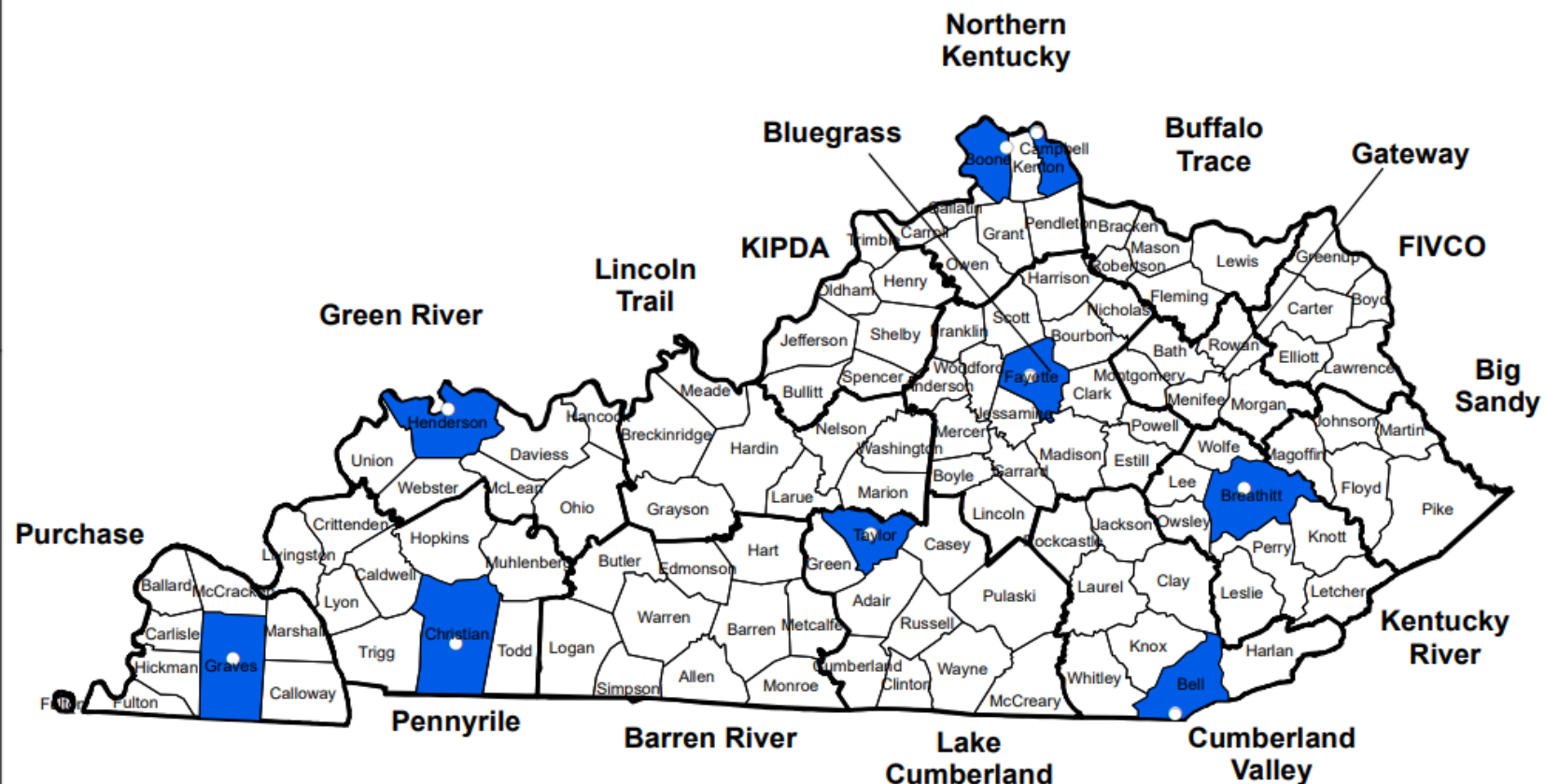
Source: CDC Interactive Atlas of Heart Disease and Stroke. Accessed at <https://nccd.cdc.gov/DHDSPAtlas/?state=State> on May 1, 2023.

# Open Heart Surgery Hospitals by County – March, 2023



Map created by KHDSP Team. Data source CHFS, Office of Inspector General, Division of Certificate of Need, Inventory of Health Facilities and Services. Accessed at <https://www.chfs.ky.gov/agencies/os/oig/dcn/Pages/inventory.aspx> on Apr 14, 2023.

# Diagnostic Cardiac Catheterization Facilities in Kentucky

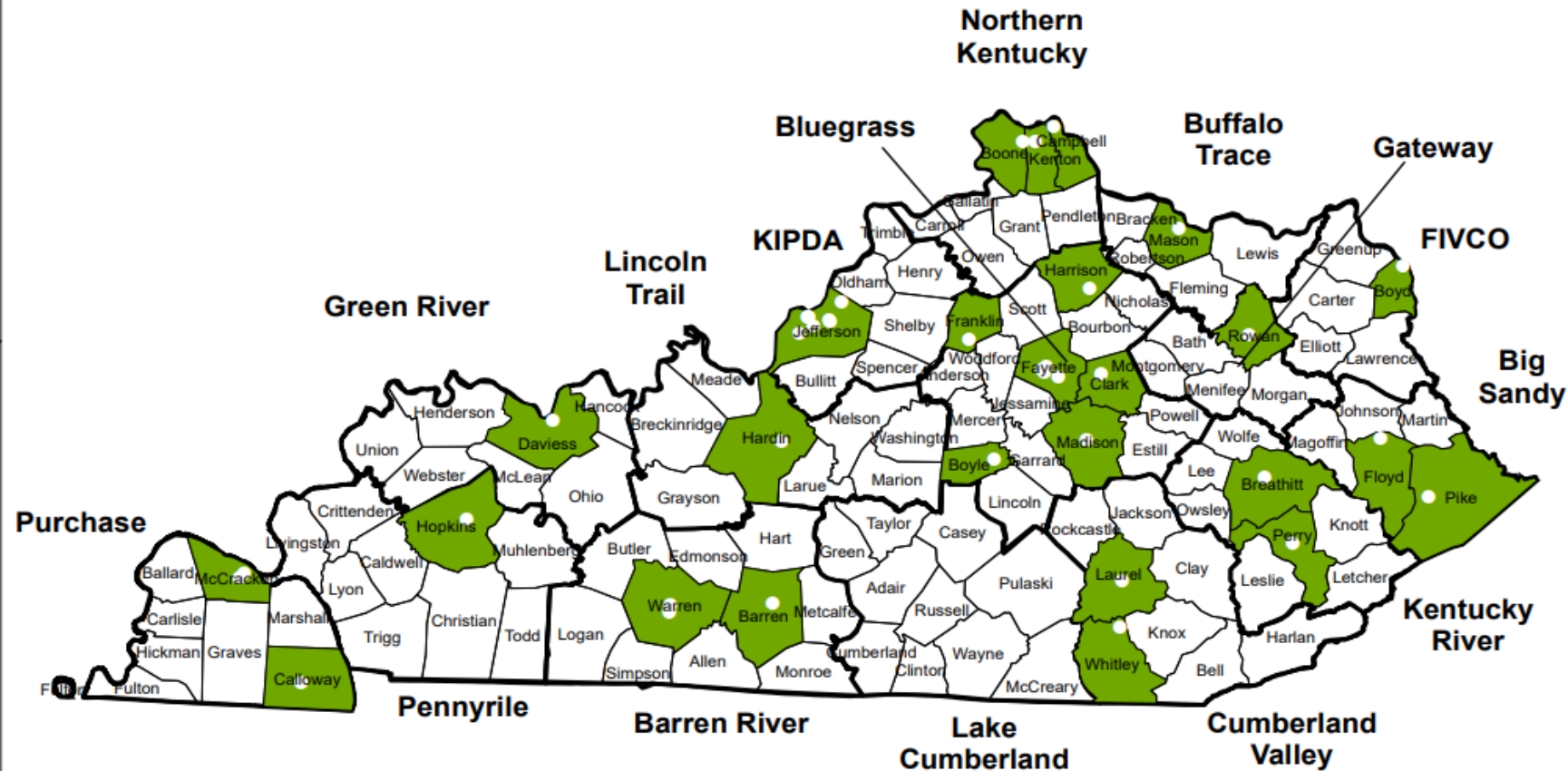


Division of Analytics  
Office of Health Data & Analytics  
Kentucky Cabinet for Health and Family Services

Source: CHFS, OHDA, 2021 Kentucky Annual Administrative Claims Data Report – Cardiac Catheterization, Jan1-Dec31, 2021, Published June 2022. Accessed at <https://www.chfs.ky.gov/agencies/ohda/Documents/2021CardiacCathReport.pdf> on April 24, 2023.



# Therapeutic Cardiac Catheterization Facilities in Kentucky

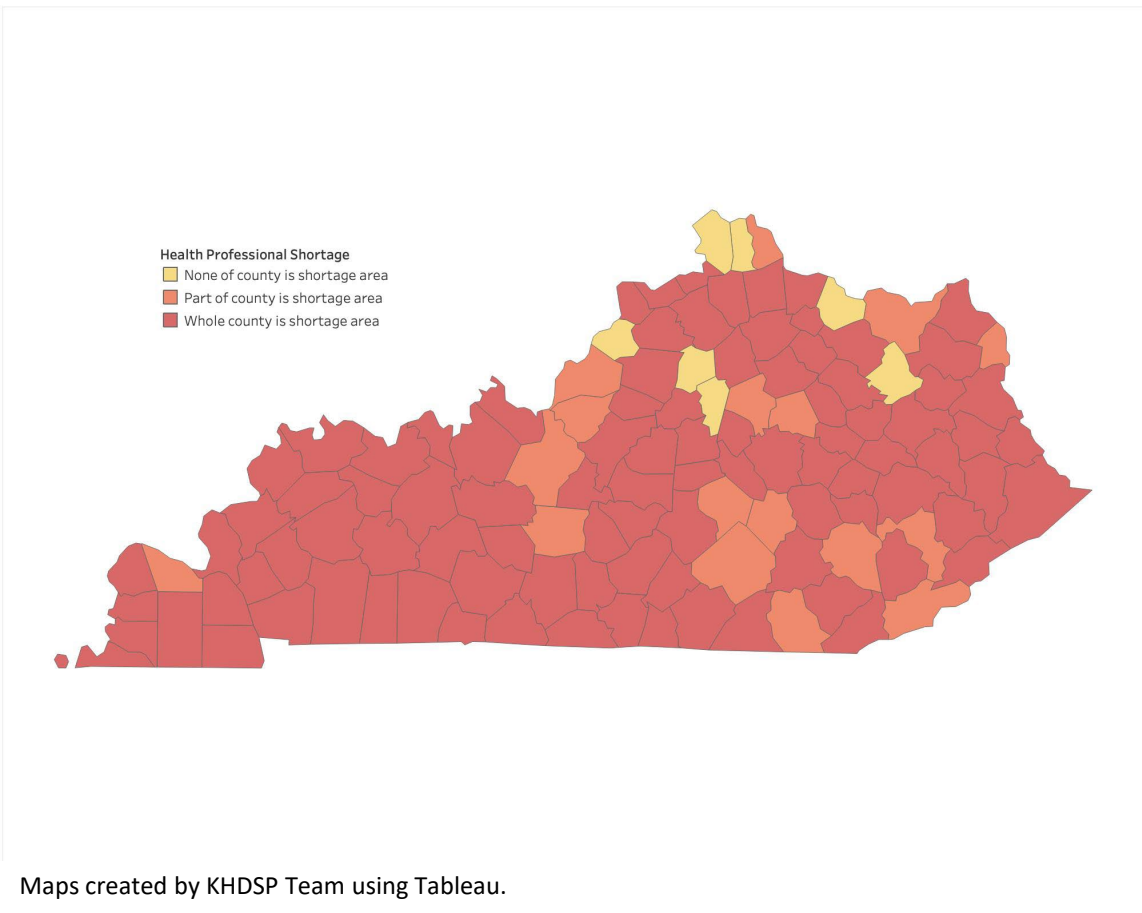


Division of Analytics  
Office of Health Data & Analytics  
Kentucky Cabinet for Health and Family Services

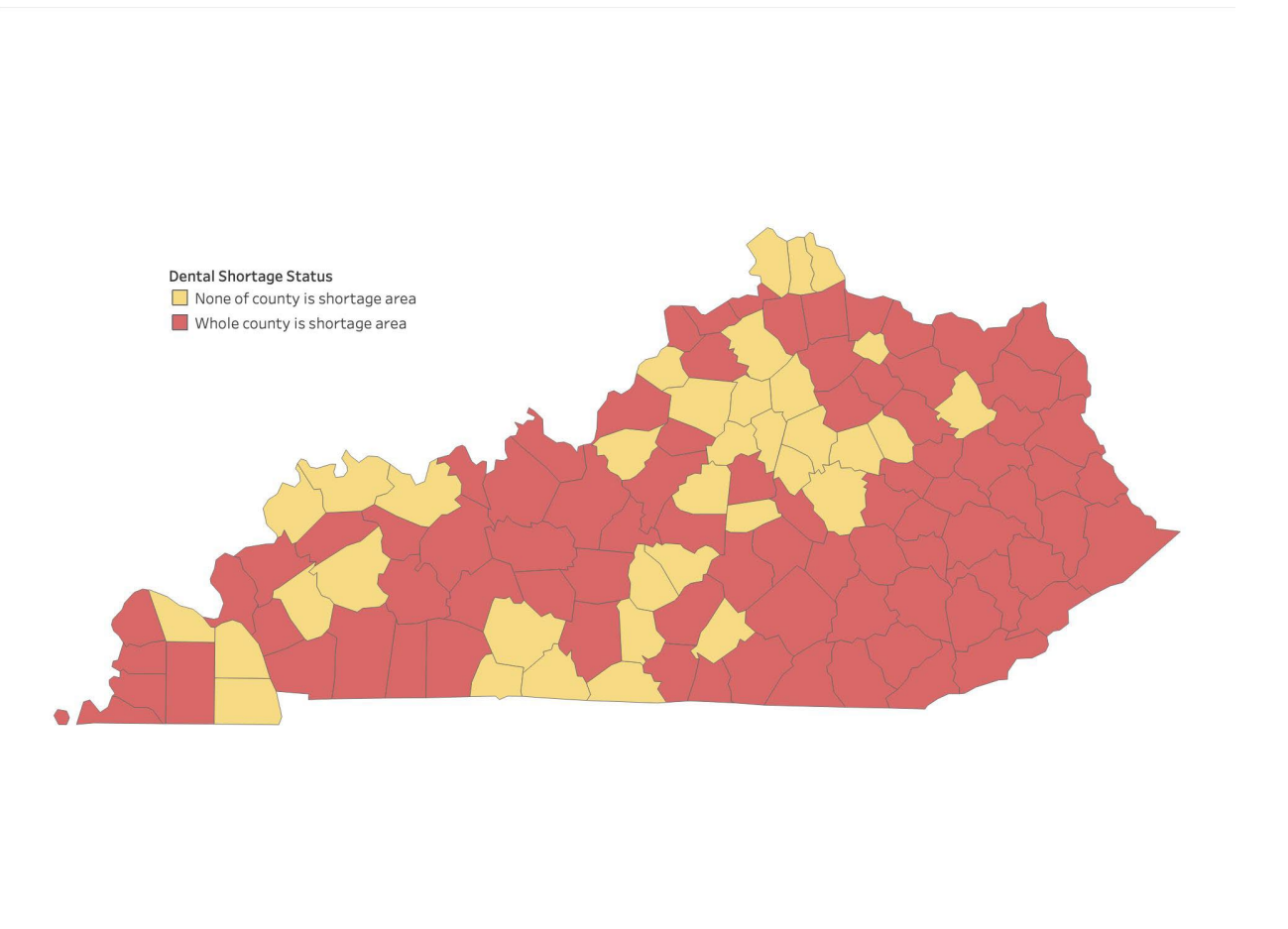
Source: CHFS, OHDA, 2021 Kentucky Annual Administrative Claims Data Report – Cardiac Catheterization, Jan1-Dec31, 2021. Published June 2022. Accessed at <https://www.chfs.ky.gov/agencies/ohda/Documents/2021CardiacCathReport.pdf> on April 24, 2023.

# Health Professional Shortage by County

Health Professional Shortage Status by County



Dental Health Professional Shortage Status by County



Maps created by KHDSP Team using Tableau.

# Thank you!

Kentucky Heart Disease and Stroke Prevention Program  
275 East Main St, HS2W-E  
Frankfort, KY - 40621





